




n-type TOPCon

HIGH PERFORMANCE BIFACIAL MODULE

RSM132-11-605-630BNDG



The module picture is for reference only

605-630 _{Wp}

Power Output Range

23.3 %

Maximum Efficiency






0~+3 %

Positive power tolerance

1500 _{VDC}

Maximum System Voltage

KEY FEATURES

-  Excellent power generation
-  Excellent anti-LID & anti-PID performance
-  Excellent temperature coefficient (Pmax): - 0.29%/°C
-  Excellent weak-light performance
-  Excellent warranty assurance

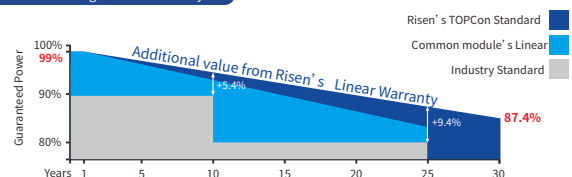


* As there are different certification requirements in different markets, please contact your local Risen Energy sales representative for the specific certificates applicable to the products in the region in which the products are to be used.

LINEAR PERFORMANCE WARRANTY

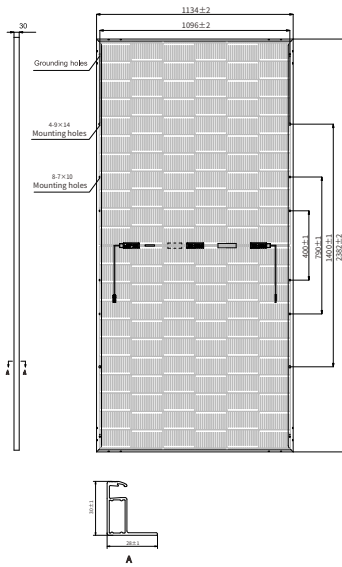
15 years Product Warranty / 30 years Linear Power Warranty

0.4% Annual Degradation over 30 years



* Please check the valid version of Limited Product Warranty which is officially released by Risen Energy Co., Ltd

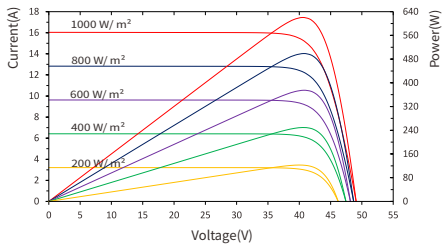
Dimensions of PV Module Unit: mm



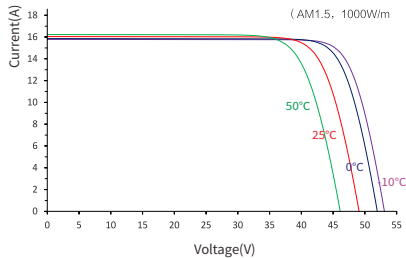
*Note: For specific dimensions and tolerance ranges, please refer to the corresponding detailed module drawings.

RSM132-11-620BNDG

I-V characteristics at different irradiances



I-V characteristics at different temperatures



PACKAGING CONFIGURATION

	40ft(HQ)	20ft
Number of modules per container	720	144
Number of modules per pallet	36	36
Number of pallets per container	20	4
Packaging box dimensions (LxWxH) in mm	2395×1110×1260	
Box gross weight[kg]	1238	

ELECTRICAL DATA (STC)

Model Type	RSM132-11-605-630BNDG					
Rated Power in Watts-Pmax(Wp)	605	610	615	620	625	630
Open Circuit Voltage-Voc(V)	48.49	48.69	48.89	49.08	49.27	49.46
Short Circuit Current-Isc(A)	15.86	15.92	15.98	16.04	16.10	16.16
Maximum Power Voltage-Vmpp(V)	40.28	40.46	40.64	40.81	40.98	41.17
Maximum Power Current-Impp(A)	15.02	15.08	15.14	15.20	15.26	15.31
Module Efficiency (%) ★	22.4	22.6	22.8	23.0	23.1	23.3

STC: Irradiance 1000 W/m², Cell Temperature 25°C, Air Mass AM1.5 according to EN 60904-3.

Bifacial factor: 80±10(%) ★ Module Efficiency (%): Rounding to the nearest number

Electrical characteristics with 10% rear side power gain

Total Equivalent power -Pmax (Wp)	666	671	677	682	688	693
Open Circuit Voltage-Voc(V)	48.49	48.69	48.89	49.08	49.27	49.46
Short Circuit Current-Isc(A)	17.45	17.51	17.58	17.64	17.71	17.78
Maximum Power Voltage-Vmpp(V)	40.28	40.46	40.64	40.81	40.98	41.17
Maximum Power Current-Impp(A)	16.52	16.59	16.65	16.72	16.79	16.84

Rear side power gain: The additional gain from the rear side compared to the power of the front side at the standard test condition. It depends on mounting (structure, height, tilt angle etc.) and albedo of the ground.

ELECTRICAL DATA (NMOT)

Model Type	RSM132-11-605-630BNDG					
Maximum Power-Pmax (Wp)	458.1	462.0	465.9	469.7	473.5	477.3
Open Circuit Voltage-Voc (V)	45.10	45.28	45.47	45.64	45.82	46.00
Short Circuit Current-Isc (A)	13.01	13.05	13.10	13.15	13.20	13.25
Maximum Power Voltage-Vmpp (V)	37.38	37.55	37.71	37.87	38.03	38.21
Maximum Power Current-Impp (A)	12.26	12.31	12.35	12.40	12.45	12.49

NMOT: Irradiance at 800 W/m², Ambient Temperature 20°C, Wind Speed 1 m/s.

MECHANICAL DATA

Solar cells	n-type TOPCon
Cell configuration	132 cells (6×11+6×11)
Module dimensions	2382×1134×30mm (93.78×44.65×1.18 in)
Weight	32.5kg (71.65 lb)
Superstrate	2.0mm(0.08 in), High Transmission, AR Coated Heat Strengthened Glass
Substrate	2.0mm(0.08 in), Heat Strengthened Glass
Frame	Anodized Aluminium Alloy, Silver Color
J-Box	Potted, IP68, 1500VDC, 3 Schottky by pass diodes
Cables	4.0mm ² , 350mm(13.78 in) (+), 230mm(9.06 in) (-), connector included, or customized length
Connector	PV-SY02/Others
Maximum mechanical test load	5400 Pa (front) / 2400 Pa (back), under certain installation method

TEMPERATURE & MAXIMUM RATINGS

Nominal Module Operating Temperature (NMOT)	44°C±2°C
Temperature Coefficient of Voc	-0.25%/°C
Temperature Coefficient of Isc	0.046%/°C
Temperature Coefficient of Pmax	-0.29%/°C
Operational Temperature	-40°C~+85°C
Maximum System Voltage	1500VDC
Max Series Fuse Rating	35A
Limiting Reverse Current	35A



RISEN ENERGY CO., LTD.

Tashan Industry Zone, Meilin, Ninghai 315609, Ningbo | PRC

Tel: +86-574-59953239

Fax: +86-574-59953599

E-mail: marketing@risen.com

Website: www.risen.com

CAUTION: READ SAFETY AND INSTALLATION INSTRUCTIONS BEFORE USING THE PRODUCT.

©2025 Risen Energy. All rights reserved. Contents included in this datasheet are subject to change without notice.

No special undertaking or warranty for the suitability of special purpose or being installed in extraordinary surroundings is granted unless as otherwise specifically committed by manufacturer in contract document.

THE POWER OF RISING VALUE

Version: REM132-BNDG-EN-H1-1-2025